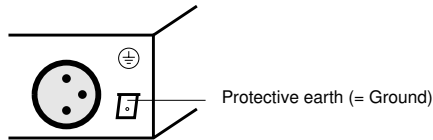


# Getting started — SDH Monitor 3.0

## Connect ground

Grounding the equipment is important for safety. This equipment must not be operated unless it is grounded. When installing a unit, the connection to protective ground must be made before any other connections are made. When removing a unit, all signal and both power connectors must be removed before disconnecting the protective ground connection. The connector is a 6.3 x 0.8 mm blade connector.

The equipment is intended for use in a location where equipotential bonding has been applied, e.g. telecommunication centre, and which has provision for a permanently connected protective earthing conductor. The protective earthing conductor shall be connected to the protective earthing terminal on the equipment by service personnel.



## Connect power

All sub-modules can be powered simultaneously from nominal 48 V DC via one or both XLR connectors. The plug type is 3-pin female XLR. The connection is polarity-independent.



A sub-module can also be individually powered from PoE. Both Ethernet ports support Power over Ethernet as per IEEE 802.3 §33 "Powered Device" (PD), Class 0 (up to 12,95 W), for Environment A (inter building).

Several power inputs may be used simultaneously for redundancy. Switchover from one source to another is instantaneous. Power is drawn from the source with the highest voltage.

The power consumption is typically 7 W per sub-module.

## Connect Ethernet

The port labelled *eth1* is factory-configured to IP address 172.16.1.10, netmask 255.255.0.0.

Ethernet supports Auto-MDIX and Power over Ethernet (PoE).

Shielded ethernet cables must be used.

## Install SFP modules

Insert the SFP (Small Form-factor Pluggable) modules into the SFP sockets, marked P1 and P2. Each SFP socket has a green LED which lights when SDH/SONET framing is recovered (if the interface is enabled).

## Access the HTTP, SSH or API ports

Once the module has booted, approximately 40 seconds after supplying power, the module can be contacted over TCP/IP:

**ping:** The hardware answers ping requests.

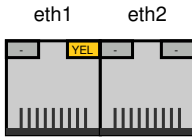
**chirp:** The hardware broadcasts a 'chirp' packet every 120 seconds on UDP port 9. The chirps stop once HTTP, SSH or API contact is made.

**HTTP:** The webserver is at <http://172.16.1.10:8888>. The default user name is `gth` and the default password is `hemlig`.

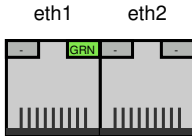
**SSH:** `ssh cli@172.16.1.10`. The default password is `mFkeDft`.

**API:** The Corelatus hardware is normally controlled by a customer-supplied external application. The API reference manual and sample code is available at [www.corelatus.com/gth/api/](http://www.corelatus.com/gth/api/).

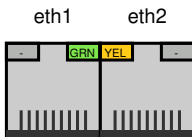
## Ethernet LEDs



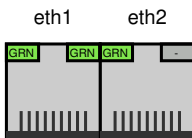
The module is booting, after power-on or reset. A cold boot takes approximately 40 seconds. This right-hand LED in eth1 can only be yellow during boot, never in any other situation.



eth1 has ethernet link integrity. eth2 is disabled.



eth1 has link integrity. eth2 is enabled but has not found an ethernet link



eth1 has link integrity *and* power-over-ethernet.  
eth2 is disabled, but has power-over-ethernet.

## GPL Notice

Some software in this product is distributed under the terms of the GNU public licence. [www.corelatus.com/gpl](http://www.corelatus.com/gpl) contains information on how to order copies.

# Declaration of Conformity

Corelatus AB, the manufacturer of the GTH-C3 product, declares under our sole responsibility that the GTH-C3 complies with:

## EU Directives

- 2011/65/EU restriction of hazardous substances (RoHS)
- 2012/19/EU electrical and electronic equipment waste (WEEE)
- 2014/30/EU electromagnetic compatibility (EMC)
- 2014/35/EU electrical equipment safety (LVD)

## Safety, Europe

- IEC/EN 62368-1:2014
- IEC CB Test Certificate for CENELEC countries

## Safety, USA Recognized Component (CDR)

- ANSI/UL 62368-1:2014
- IEC CB Test Certificate

## Safety, Canada

- CSA C22.2 No.62368-1
- IEC CB Test Certificate

## EMC, Europe

- EN 300 386 V2.1.1:2016 Class B

## EMC, USA, Canada


- FCC Part 15(2015) Class B equipment

## Telecom Protection, USA

- ANSI/TIA 968B 2009
- TCB Certificate GTHDENANGTH-C3

## Telecom Protection, Canada

- CS03, Issue 8
- Terminal Registration No. IC:5157-GTHC3



John Fullemann, Compliance Engineer  
1. September 2022

**Corelatus AB**  
Cylindervägen 12  
131 52 Nacka Strand, Sweden  
[www.corelatus.com](http://www.corelatus.com)